OSRAM

NIGHT BREAKER® LED SMART

STREET LEGAL*

H8-LED | 12V
64212DWNBSM

H10-LED | 12V
9145DWNBSM

H16-LED | 12V
64219DWNBSM

HB4-LED | 12V
9006DWNBSM

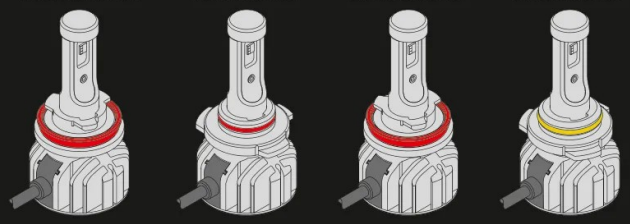

*
Applies only to vehicle models and light functions on the current compatibility list and in the respective country. For more details see www.osram.com/nb-led. The images shown in user manual are for illustration purposes only and may not be an exact representation of the product. [1)]

NIGHT BREAKER® LED SMART

H8-LED / H10-LED / H16-LED / HB4-LED / 12V
64212DWNBSM / 9145DWNBSM / 64219DWNBSM / 9006DWNBSM

http://www.osram.com/am-installation

For questions regarding maintenance or technical problems, please contact OSRAM customer service via automotive-service@osram.com[10)]



OSRAM Prosperity Co. Ltd
Room 4007-4009 Office Tower
Convention Plaza
1 Harbour Road
Wanchai, Hong Kong

www.osram.com/am-guarantee

C15107892
G15130824
02.08.24

OSRAM GmbH
Nonnendammallee 44
13629 Berlin
Germany
www.osram.com

APPROVAL DOCUMENT

Check approved vehicle model, required accessories and installation advice.[2)]

www.osram.com/nb-led

If required in your country:[3)]

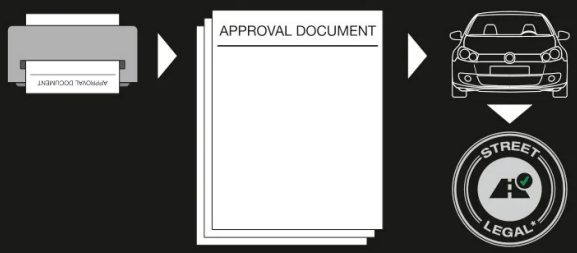

Installation:
Please check car owner's manual and follow instructions for lamp replacement.[4)]

Always replace lamps in pairs if applicable!
The product inclusive the cables and accessories must be installed in a way that no damages occurs. Please make sure that all parts are fixed properly to avoid interference with any moving part or function of the car. The change of the light source requires the readjustment of the headlamp setting by a qualified workshop.[5)]

The deicing and defogging behavior can change when switching from halogen to LED.[6)]

Please attach the provided OSRAM sticker as required by local legislation. More information at www.osram.com/nb-led[7)]

Do not stare at the operating light source.[8)]
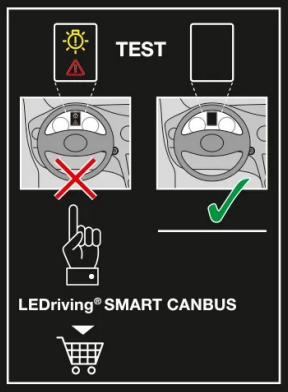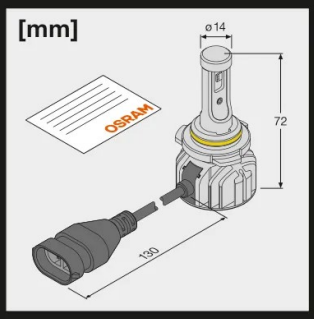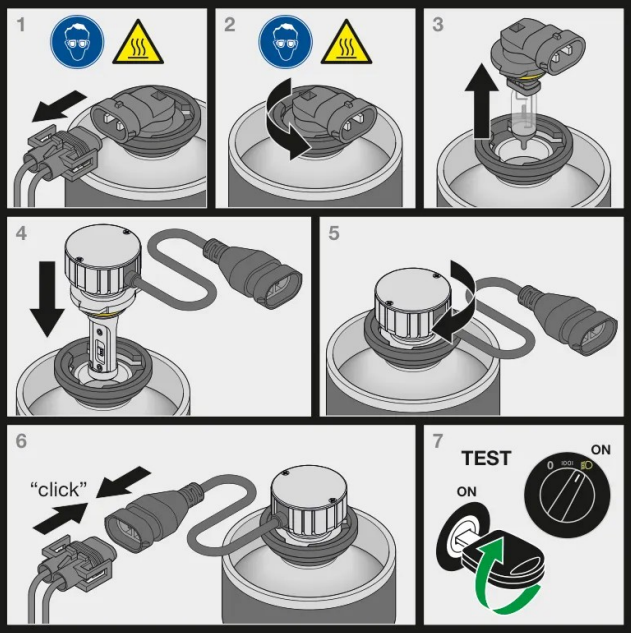
Caution!
The lamp heats up when it is in use.[9)]